



**Preventing Illness**  
**Promoting Wellness**  
**Protecting Your Health**



**We're the Northeast District Department of Health!**

**FY 2010 NDDH STAFF**

**Patricia M. Beckenhaupt, RN, MS, MPH**  
 Director of Health through 10/2009

**Susan Starkey, MS, RD, MPH**  
 Director of Health effective 2/2010

**Douglas C. Waite, MD**  
 Medical Advisor

**Gail Allen**  
 Executive Administrative Assistant  
 through 4/2010

**Nancy Beaudry, RN, COHN, HHS**  
 Community Public Health Nurse

**Irene Bessette**  
 Secretary/Receptionist

**Terre Bombard, RS, HHS**  
 Registered Sanitarian

**Linda J. Colangelo**  
 Director, Health Education &  
 Communications

**Darlene Danielson**  
 Executive Administrative Assistant  
 effective 4/2010

**Alice Fritch**  
 Secretary/Receptionist

**Maureen Marcoux, RS**  
 Senior Sanitarian

**Derek May**  
 Emergency Preparedness Coordinator

**Brittany Otto**  
 Grants Assistant

**Orla McKiernan-Raftery**  
 Financial Manager

**Sherry Roy, HHS**  
 Environmental Health Specialist

**Lynette Swanson, RS, HHS**  
 Senior Sanitarian

**FY 2010 NDDH BOARD OF DIRECTORS**

**Brooklyn**  
 Patrick McCormack, MPH  
 Roger Engle – Alternate through 2010  
**Alternate – Vacancy**

**Canterbury**  
 Luther Thurlow  
 William Deason – Alternate

**Eastford**  
 Richard Woodward – through 6/2010  
 Terry Cote

**Hampton**  
 Marijo Dennison  
 Marcy Robert – Alternate through 11/2010  
**Alternate – Vacancy**

**Killingly**  
 William Cheng – through 4/2010  
 Janice Thurlow  
 Tammy Wakefield  
**Alternate – Vacancy**

**Borough of Danielson**  
 Elaine Lippke  
 Ray Duchesneau – Alternate

**Plainfield**  
 Donald F. Gladding  
 Melissa Wilcox  
**Alternate – Vacancy**

**Pomfret**  
 Earl Semmelrock  
 Jim Rivers – Alternate

**Putnam**  
 Jay Sinha – Chair, effective 11/2010  
 Robert Viens – Alternate

**Sterling**  
 Neil Cook  
 Dale P. Clark – Alternate

**Thompson**  
 Kathleen Murphy, PhD – Chair through 11/2010  
 Barbara Lesniewski, RN – Alternate through 2009  
**Alternate – Vacancy**

**Union**  
 Nathan B. Swift  
 Thomas Fitzgerald – Alternate

**Woodstock**  
 Doug Porter  
 Jeffrey A. Gordon, MD – Alternate through 2010


**Northeast District Department of Health**  
**2009-2010 Annual Report**



Brooklyn ♦ Canterbury ♦ Eastford  
 Hampton ♦ Killingly ♦ Plainfield  
 Pomfret ♦ Putnam ♦ Sterling  
 Thompson ♦ Union ♦ Woodstock



69 South Main Street, Unit 4, Brooklyn, CT 06234  
 860-774-7350 / 860-774-1308 (fax) / [www.nddh.org](http://www.nddh.org)



## A MESSAGE FROM THE DIRECTOR OF HEALTH – FY 2010

*Note – Patricia Beckenhaupt served as the Director of Health for NDDH from October, 2000 until 2009 when she accepted an appointment at the Centers for Disease Control and Prevention in Atlanta, Georgia. Patrick McCormack, MPH, Director of Health for the Uncas Health District, served as Interim Director of Health until February 8, 2010 when Susan Starkey, MS, RD, MPH became the new Director of Health.*



I am honored to serve twelve northeastern Connecticut towns as your newly appointed Director of Health. The Northeast District Department of Health (NDDH) was the fourth health district established in Connecticut and has enjoyed a long and respected reputation on federal, state, and local levels. The good work of NDDH is recognized well beyond the borders of our towns because of the accomplishments of its experienced staff and the strong working relationships with many public health partners. I am inspired by the sense of connectedness in the “Quiet Corner” and the many partnerships that support the public health ideal of preventing illness and promoting wellness.

My arrival at the helm of the NDDH in February of 2010 came during an event that created one of the busiest public health years in recent memory – the H1N1 Pandemic Influenza. A strong, spirited staff and the leadership role taken by interim Director of Health Patrick McCormack helped to keep northeastern Connecticut residents well-informed and well-protected as we delivered over 5,000 free H1N1 vaccinations to those in need. The cooperative efforts of our Medical Reserve Corps, school nurses, Day Kimball Healthcare, local health care providers and town leaders allowed us to develop an effective and efficient H1N1 response.

Beyond emergency preparedness and communicable diseases, I have had the pleasure to learn about and work with the many initiatives that have made NDDH a model health department. These include:

- HealthQuest Northeast Connecticut, a regional community partnership working to create healthier communities through policy change. This group earned national recognition for efforts to battle obesity by increasing physical activity and improving access to better nutrition through coalition building, implementing a *WriteSteps School Walking Initiative*, establishing a Northeast CT Food Policy Council, and initiating a worksite wellness toolkit.
- Two programs aimed to improve asthma control and thereby reduce hospitalizations and visits to emergency departments: The Putting on AIRS Asthma Initiative – a free program that helps asthma sufferers find what may be making their asthma worse, and provides free educational materials, mattress covers, pillowcases and spacers. This program has helped countless families breathe easier over the years! NDDH also offers the Easy Breathing® program developed by CT Children’s Medical Center to provide health care practitioners with tools to aid in asthma diagnosis and treatment.
- NDDH initiatives in local schools that provide obesity prevention education and dental health screenings.

NDDH, like many other agencies, is being a responsible steward of taxpayer dollars. We have managed to implement cost-cutting measures without sacrificing services to our towns. Our ability to function as a true regional entity for the past 37 years has afforded our town membership access to countless public health services at what is now the lowest per capita health assessment in the state.

I thank the NDDH Board of Directors, staff, Medical Advisor Dr. Douglas Waite, and the many community partners who have supported the public health mission in northeastern Connecticut and have given me a warm welcome as Director of Health. I look forward to a long and healthy partnership.

I welcome you to contact me at any time with your insights, questions or concerns.

*Susan Starkey MS RD MPH*

Susan Starkey, MS, RD, MPH  
Director of Health

## FINANCIAL INFORMATION

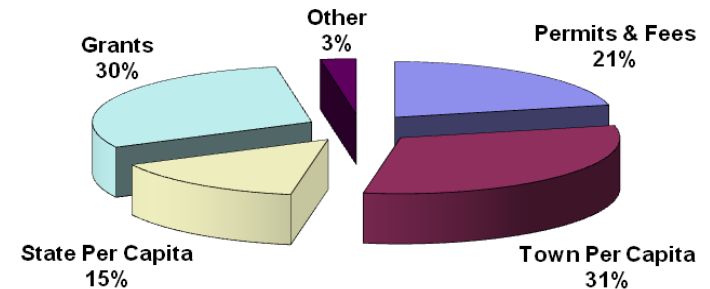
The Northeast District Department of Health is funded through:

- State and town per capita contributions
- Permit and fee revenue
- Federal, state, and private grants
- Miscellaneous income

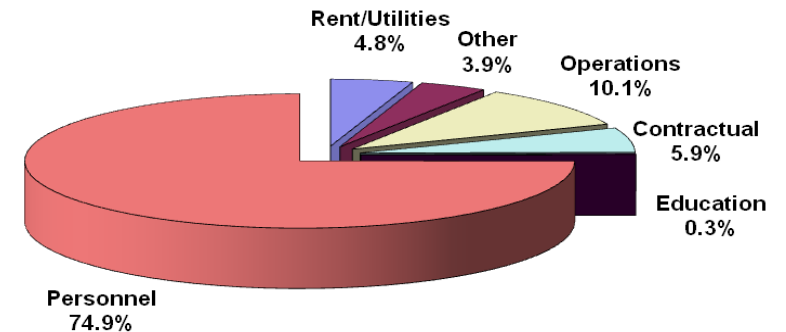
Charts below for year ended June 30, 2010

For audited financial statements, contact NDDH at 860-774-7350

### Northeast District Department of Health TOTAL REVENUE - FY 2010



### Northeast District Department of Health TOTAL EXPENSES - FY 2010



*Did you know?  
NDDH services cost district residents  
just over a penny per day!*



## NDDH Public Health Activities by Town for July 1, 2009 – June 30, 2010

	Brklyn	Cntrbry	Estfrd	Hmptn	Kingly	Plnflld	Pmfrt	Ptnm	Strlng	Thmpsn	Union	Wdstck	TOTALS
<b>Subsurface Sewage Disposal</b>													
B 100	66	33	7	3	53	29	9	9	21	53	2	62	347
Permits-Commercial	1	0	1	1	2	0	2	0	0	0	0	1	8
Permits-New	27	13	1	2	35	5	5	3	3	13	3	13	123
Permits-Repair	7	6	1	3	12	7	5	2	2	22	4	11	82
Plan Reviews-Additional	5	6	2	2	6	7	1	0	5	5	5	6	50
Plan Reviews-Commercial	2	0	2	3	2	0	1	0	0	0	0	2	12
Plan Reviews-New	29	10	0	1	32	5	8	2	6	8	2	19	122
Plan Reviews-Repair	7	7	1	3	14	7	4	2	2	22	6	13	88
Plan Reviews-Subdivision (lots)	5	0	2	0	56	7	3	0	0	0	7	4	84
Re-inspections-Additional	0	0	0	0	0	0	0	0	0	0	0	0	0
Soil Testing-Additional	18	14	5	6	13	11	4	0	6	8	4	13	102
Soil Testing-New	25	8	3	9	17	3	8	1	4	4	8	9	99
Soil Testing-Repair	3	7	0	5	14	8	4	3	2	23	2	17	88
Standpipe Monitoring (readings)	0	4	0	13	0	0	0	0	0	0	0	0	17
Tank Replacement	5	2	0	0	4	2	3	0	2	0	1	7	26
<b>Total Subsurface Sewage Disposal</b>	<b>200</b>	<b>110</b>	<b>25</b>	<b>51</b>	<b>260</b>	<b>91</b>	<b>57</b>	<b>22</b>	<b>53</b>	<b>158</b>	<b>44</b>	<b>177</b>	<b>1248</b>
<b>Potable Water Supplies</b>													
<b>Well Permits Issued</b>	<b>33</b>	<b>14</b>	<b>9</b>	<b>7</b>	<b>47</b>	<b>25</b>	<b>10</b>	<b>5</b>	<b>6</b>	<b>21</b>	<b>5</b>	<b>18</b>	<b>200</b>
<b>Food Service Sanitation</b>													
Campgrounds	0	0	1	0	2	0	0	0	3	0	0	2	8
Civic/Non-Profit Organizations (Yearly)	2	3	0	0	12	13	3	1	0	8	0	3	45
Day Care	2	0	0	0	3	0	0	0	0	0	0	0	5
Grocery Store	6	4	0	3	27	15	7	15	4	8	0	3	92
Health Care Facilities	6	0	0	0	6	7	0	8	0	0	0	0	27
Pre-operational Inspections (Review of Plans)	3	2	0	0	7	7	0	2	1	1	0	1	24
Re-inspections	1	4	0	0	7	11	0	2	5	0	0	2	32
Restaurant	39	18	4	0	91	104	14	96	10	45	4	25	450
Schools	6	6	1	2	12	15	12	9	4	8	0	10	85
Senior Housing Facilities	5	0	0	0	4	3	3	2	1	1	0	0	19
Temporary Food Permits	114	26	2	10	52	17	26	45	18	20	0	182	512
Youth Camps	0	0	0	0	0	0	1	0	0	0	1	1	3
<b>Total Food Service Inspections</b>	<b>184</b>	<b>63</b>	<b>8</b>	<b>15</b>	<b>223</b>	<b>192</b>	<b>66</b>	<b>180</b>	<b>46</b>	<b>91</b>	<b>5</b>	<b>229</b>	<b>1302</b>
<b>General Environmental Health-Related Inspections</b>													
Campgrounds	1	0	2	0	3	0	0	0	3	0	0	5	14
Day Care	2	0	0	0	2	3	0	2	0	1	0	0	10
Group Homes	0	0	0	0	1	0	0	0	0	0	0	0	1
Hair Salons	1	0	0	0	10	6	2	2	0	1	0	3	25
Motel/Hotel	1	0	0	0	3	4	0	1	0	2	0	0	11
Nail Salons	0	0	0	0	3	1	0	3	0	0	0	0	7
Swimming Pools	0	0	1	0	2	3	0	0	2	0	0	2	10
<b>Total General Inspections</b>	<b>5</b>	<b>0</b>	<b>3</b>	<b>0</b>	<b>24</b>	<b>17</b>	<b>2</b>	<b>8</b>	<b>5</b>	<b>4</b>	<b>0</b>	<b>10</b>	<b>78</b>
<b>Complaint Investigations</b>													
Animal Feces	1	2	0	0	3	2	0	2	0	0	0	0	10
Food Service	8	1	0	0	9	10	0	10	1	3	0	7	49
Garbage/Refuse	6	4	1	0	27	13	0	12	2	5	0	1	71
Housing	2	0	0	0	4	4	3	0	0	0	0	0	13
Insects/Rodents	0	0	0	0	4	2	0	2	0	1	0	0	9
Lead Concerns	0	0	0	0	1	0	0	1	0	0	0	0	2
Manure	0	1	0	0	0	2	1	0	1	0	0	0	5
Mold	6	0	0	0	7	6	0	3	0	5	0	0	27
Other	4	0	1	1	14	12	1	5	1	6	0	1	46
Sewage/Septic	3	3	0	0	12	1	0	3	0	6	0	2	30
Water/Heat	3	0	0	0	10	1	2	3	0	3	0	0	22
<b>Total Complaint Investigations</b>	<b>33</b>	<b>11</b>	<b>2</b>	<b>1</b>	<b>91</b>	<b>53</b>	<b>7</b>	<b>41</b>	<b>5</b>	<b>29</b>	<b>0</b>	<b>11</b>	<b>284</b>

## NDDH Public Health Activities by Town for July 1, 2009 – June 30, 2010

	Brklyn	Cntrbry	Estfrd	Hmptn	Kingly	Plnflid	Pmfrt	Ptnm	String	Thmpsn	Union	Wdstck	TOTALS
<b>Rabies</b>													
<b>Animals Tested</b>	<b>6</b>	<b>4</b>	<b>3</b>	<b>3</b>	<b>6</b>	<b>15</b>	<b>3</b>	<b>6</b>	<b>5</b>	<b>2</b>	<b>0</b>	<b>4</b>	<b>57</b>
Animals Tested Positive	0	2	1	0	1	4	0	0	0	0	0	2	10
Animals Unsuitable for Testing	0	0	0	0	0	0	0	0	0	0	0	0	0
<b>Childhood Lead Poisoning Prevention Program</b>													
Children Screened (Finger Screening 10 and higher)	2	0	0	0	4	8	1	5	0	2	0	0	22
Venous Test (Lead levels less than 10)	0	0	0	0	4	6	0	3	0	1	0	0	14
Venous Test (Lead levels 10-19)	3	0	0	1	5	6	0	3	1	2	0	0	21
Confirmed Poisoning/Venous Test level 20 & over	0	0	0	0	1	1	0	1	1	0	0	0	4
<b>Total Lead Prevention Activities</b>	<b>5</b>	<b>0</b>	<b>0</b>	<b>1</b>	<b>14</b>	<b>21</b>	<b>1</b>	<b>12</b>	<b>2</b>	<b>5</b>	<b>0</b>	<b>0</b>	<b>61</b>
<b>Total Environmental Services</b>	<b>466</b>	<b>202</b>	<b>50</b>	<b>78</b>	<b>665</b>	<b>414</b>	<b>146</b>	<b>274</b>	<b>122</b>	<b>310</b>	<b>54</b>	<b>449</b>	<b>3230</b>

<i>The statistics below reflect laboratory tests received by NDDH and not the number of individuals diagnosed. Follow-up tests may duplicate some statistics.</i>	Brklyn	Cntrbry	Estfrd	Hmptn	Kingly	Plnflid	Pmfrt	Ptnm	String	Thmpsn	Union	Wdstck	TOTALS
<b>Communicables</b>													
Babesiosis	8	2	3	2	4	5	1	5	1	3	0	6	40
Bacillus (not anthracis)	0	0	0	0	0	1	0	0	0	0	0	0	1
Campylobacteriosis	1	2	1	0	4	1	0	3	1	3	0	2	18
Carboxyhemoglobin	0	0	0	0	0	1	0	0	0	0	0	0	1
Chicken Pox	0	0	0	0	0	1	0	0	0	0	0	0	1
Chlamydia	11	10	1	6	34	37	5	14	7	5	1	6	137
Clostridium-difficile Community Acquired	1	0	0	0	1	2	0	0	0	1	0	0	5
Clostridium-difficile	0	0	0	0	0	1	0	2	0	1	0	1	5
Cryptosporidiosis	0	0	0	0	1	1	0	2	0	0	0	1	5
E Coli (Not O157H)	0	0	0	0	0	1	0	0	0	0	0	0	1
E Coli O157H	0	0	0	0	2	1	0	0	0	1	0	0	4
Ehrlichiosis	6	6	11	14	5	9	5	6	3	6	0	8	79
Enterococcal	0	0	0	0	0	2	0	0	0	0	0	0	2
Giardiasis	0	0	2	0	1	2	0	2	0	1	0	0	8
Gonorrhea	0	1	0	0	2	3	0	0	0	1	0	0	7
H1N1 Influenza	6	1	0	2	4	11	2	1	0	0	0	0	27
Hepatitis A	1	0	0	1	1	1	1	0	0	1	0	6	12
Hepatitis B	0	0	0	0	2	3	0	1	0	0	0	0	6
Hepatitis C	23	7	1	3	59	34	6	35	4	10	1	10	193
Influenza A	32	2	2	1	35	39	2	16	5	10	1	9	154
Influenza B	0	0	0	0	0	0	0	0	1	1	1	0	3
Legionellosis	0	0	0	0	1	1	0	0	0	1	0	0	3
Lyme disease	15	27	9	37	15	43	4	8	13	9	0	15	195
Malaria	0	0	0	0	0	0	0	1	0	0	0	0	1
MRSA Methicillin-resistant Staphylococcus aureus—Comm. Acqrd	0	0	0	0	0	0	0	0	0	0	0	1	1
Methicillin-resistant Staphylococcus aureus- Other	0	2	0	0	5	1	0	1	0	1	0	1	11
Norovirus PCR	0	0	0	0	0	0	0	0	0	0	0	1	1
Pertussis	1	0	0	0	0	0	0	0	0	0	0	1	2
Pneumococcal	1	1	0	0	4	2	0	2	1	0	0	2	13
Pseudomonas abietaniphila	0	0	0	0	1	0	0	0	0	0	0	0	1
Respiratory Syncytial Virus (RSV)	0	0	0	0	0	0	0	0	0	0	0	1	1
Salmonellosis	1	0	0	0	3	0	0	1	0	3	0	1	9
Shiga-Toxin Related Disease	0	0	0	0	0	1	1	0	0	0	0	0	2
Strep Invasive A	1	0	0	0	0	3	2	2	0	0	0	0	8
Strep Invasive B	0	0	1	0	0	3	0	0	0	0	0	0	4
Syphilis	1	0	0	1	1	3	1	1	0	0	0	0	8
<b>Total Communicables</b>	<b>109</b>	<b>61</b>	<b>31</b>	<b>67</b>	<b>185</b>	<b>213</b>	<b>30</b>	<b>103</b>	<b>36</b>	<b>58</b>	<b>4</b>	<b>72</b>	<b>969</b>
<b>Total Environmental Services</b>	<b>466</b>	<b>202</b>	<b>50</b>	<b>78</b>	<b>665</b>	<b>414</b>	<b>146</b>	<b>274</b>	<b>122</b>	<b>310</b>	<b>54</b>	<b>449</b>	<b>3230</b>
<b>TOTAL PUBLIC HEALTH SERVICES</b>	<b>575</b>	<b>263</b>	<b>81</b>	<b>145</b>	<b>850</b>	<b>627</b>	<b>176</b>	<b>377</b>	<b>158</b>	<b>368</b>	<b>58</b>	<b>521</b>	<b>4199</b>